

ILLINOIS STATE BOARD OF EDUCATION
School Business Services Division

School District
 Joint Agreement

Accounting Basis:

Cash
 Accrual

SCHOOL DISTRICT/JOINT AGREEMENT BUDGET FORM *
July 1, 2020 - June 30, 2021

To determine if the budget is balanced, complete all pages of the budget first.

Date of Amended Budget: 06/23/21
(MM/DD/YY)

District Name: Jacksonville School District 117

District RCDT No: 01-069-1170-2200

If your FY20 AFR states that you need to do a deficit reduction plan and your FY21 budget is balanced please state the measures you took to have your budget become balanced. (Bckgrnd-Assumpt 25-26)

Budget of Jacksonville School District 117, County of Morgan & Greene,
State of Illinois, for the Fiscal Year beginning July 1, 2020 and ending June 30, 2021.

WHEREAS the Board of Education of Jacksonville School District 117,
County of Morgan & Greene, State of Illinois, caused to be prepared in tentative form a budget, and the Secretary
of this Board has made the same conveniently available to public inspection for at least thirty days prior to final action thereon;
AND WHEREAS a public hearing was held as to such budget on the 23rd day of June, 20 21,
notice of said hearing was given at least thirty days prior thereto as required by law, and all other legal requirements have been complied with;






NOW, THEREFORE, Be it resolved by the Board of Education of said district as follows:

Section 1: That the fiscal year of this school district be and the same hereby is fixed and declared to be
beginning July 1, 2020 and ending June 30, 2021.

Section 2: That the following budget containing an estimate of amounts available in each Fund, separately, and expenditures from each be
and the same is hereby adopted as the budget of this school district for said fiscal year.

ADOPTION OF BUDGET

The budget shall be approved and signed below by members of the School Board. Adopted this
day of June, 20 21 by a roll call vote of 7 Yeas, and 0 Nays, to wit: 23rd

** MEMBERS VOTING YEA:	** MEMBERS VOTING NAY:
	
	
	
	
	

* Based on the 23 Illinois Administrative Code-Part 100 and inconformity with Section 17-1 of the School Code.
** Type in the members who voted "YEA" nor "NAY". Actual school board member signatures are not required for electronic submission.
(1) A certified copy of this document must be filed with the county clerk within 30 days of adoption as required by Section 18-50 of the Property Tax Code (35 ILCS 200/18-50).
(2) Districts are required to submit the adopted/amended budget electronically to ISBE within 30 days of adoption or by October 30, whichever comes first. Budgets are submitted to School Finance Report (SFR): <https://sec1.isbe.net/attachmgr/default.aspx>
The electronic version does not require member signatures, we do not accept PDF copies.

BUDGET SUMMARY

	A	B	C	D	E	F	G	H	I	J	K	L
1	<i>Begin entering data on EstRev 5-10 and EstExp 11-17 tabs.</i>											
2	Description: Enter Whole Numbers Only	Acct #	(10) Educational	(20) Operations & Maintenance	(30) Debt Service	(40) Transportation	(50) Municipal Retirement/ Social Security	(60) Capital Projects	(70) Working Cash	(80) Tort	(90) Fire Prevention & Safety	
3	ESTIMATED BEGINNING FUND BALANCE July 1, 2020 ¹ (without Student Activity Funds)		27,519,771	1,926,581	1,649,051	1,737,075	982,788	635,405	2,260,086	906,340	409,550	
4	RECEIPTS/REVENUES (without Student Activity Funds)											
5	LOCAL SOURCES	1000	18,234,099	3,189,687	2,275,250	957,360	1,344,710	150	172,175	566,170	391,164	
6	FLOW-THROUGH RECEIPTS/REVENUES FROM ONE DISTRICT TO ANOTHER DISTRICT	2000	0	0		0	0					
7	STATE SOURCES	3000	12,275,434	1,094,275	0	697,234	0	0	0	0	0	
8	FEDERAL SOURCES	4000	4,688,838	0	0	0	0	0	0	0	0	
9	Total Direct Receipts/Revenues ⁸		35,198,371	4,283,962	2,275,250	1,654,594	1,344,710	150	172,175	566,170	391,164	
10	Receipts/Revenues for "On Behalf" Payments ²	3998										
11	Total Receipts/Revenues		35,198,371	4,283,962	2,275,250	1,654,594	1,344,710	150	172,175	566,170	391,164	
12	DISBURSEMENTS/EXPENDITURES (without Student Activity Funds)											
13	INSTRUCTION	1000	22,334,147				592,155			0		
14	SUPPORT SERVICES	2000	10,770,133	4,208,485		1,810,200	1,005,450	380,000		530,000	378,000	
15	COMMUNITY SERVICES	3000	881,979	0		0	0			0		
16	PAYMENTS TO OTHER DISTRICTS & GOVT UNITS	4000	1,836,571	0	0	0	0	0		0	0	
17	DEBT SERVICES	5000	0	0	2,407,860	0	0			0	0	
18	PROVISION FOR CONTINGENCIES	6000	0	0	0	0	0	0		0	0	
19	Total Direct Disbursements/Expenditures ⁹		35,822,830	4,208,485	2,407,860	1,810,200	1,597,605	380,000		530,000	378,000	
20	Disbursements/Expenditures for "On Behalf" Payments ³	4180	0	0	0	0	0	0		0	0	
21	Total Disbursements/Expenditures		35,822,830	4,208,485	2,407,860	1,810,200	1,597,605	380,000		530,000	378,000	
22	Excess of Direct Receipts/Revenues Over (Under) Direct Disbursements/Expenditures		(624,459)	75,477	(132,610)	(155,606)	(252,895)	(379,850)	172,175	36,170	13,164	
23	OTHER SOURCES/USES OF FUNDS											
24	OTHER SOURCES OF FUNDS (7000)											
25	PERMANENT TRANSFER FROM VARIOUS FUNDS											
26	Abolishment the Working Cash Fund ¹⁶	7110										
27	Abatement of the Working Cash Fund ¹⁶	7110										
28	Transfer of Working Cash Fund Interest	7120										
29	Transfer Among Funds	7130										
30	Transfer of Interest	7140										
31	Transfer from Capital Projects Fund to O&M Fund	7150		0								
32	Transfer of Excess Fire Prev & Safety Tax & Interest ³ Proceeds to O&M Fund	7160		0								
33	Transfer of Excess Accumulated Fire Prev & Safety Bond and Int ^{3a} Proceeds to Debt Service Fund	7170			0							
34	SALE OF BONDS (7200)											
35	Principal on Bonds Sold ⁴	7210										
36	Premium on Bonds Sold	7220										
37	Accrued Interest on Bonds Sold	7230										
38	Sale or Compensation for Fixed Assets ⁵	7300										
39	Transfer to Debt Service to Pay Principal on Capital Leases	7400			0							
40	Transfer to Debt Service Fund to Pay Interest on Capital Leases	7500			0							
41	Transfer to Debt Service Fund to Pay Principal on Revenue Bonds	7600			0							
42	Transfer to Debt Service Fund to Pay Interest on Revenue Bonds	7700			0							
43	Transfer to Capital Projects Fund	7800						0				
44	ISBE Loan Proceeds	7900										
45	Other Sources Not Classified Elsewhere	7990		600,000								
46	Total Other Sources of Funds ⁸		0	600,000	0	0	0	0	0	0	0	

BUDGET SUMMARY

	A	B	C	D	E	F	G	H	I	J	K	L
1	<i>Begin entering data on EstRev 5-10 and EstExp 11-17 tabs.</i>		(10)	(20)	(30)	(40)	(50)	(60)	(70)	(80)	(90)	
2	Description: Enter Whole Numbers Only	Acct #	Educational	Operations & Maintenance	Debt Service	Transportation	Municipal Retirement/ Social Security	Capital Projects	Working Cash	Tort	Fire Prevention & Safety	
47	OTHER USES OF FUNDS (8000)											
49	TRANSFER TO VARIOUS OTHER FUNDS (8100)											
50	Abolishment or Abatement of the Working Cash Fund ¹⁶	8110							0			
51	Transfer of Working Cash Fund Interest	8120							0			
52	Transfer Among Funds	8130										
53	Transfer of Interest ⁶	8140										
54	Transfer from Capital Projects Fund to O&M Fund	8150										
55	Transfer of Excess Fire Prev & Safety Tax & Interest ³ Proceeds to O&M Fund	8160										
	Transfer of Excess Accumulated Fire Prev & Safety Bond ^{3a} and	8170										
56	Int Proceeds to Debt Service Fund											
57	Taxes Pledged to Pay Principal on Capital Leases	8410										
58	Grants/Reimbursements Pledged to Pay Principal on Capital Leases	8420										
59	Other Revenues Pledged to Pay Principal on Capital Leases	8430										
60	Fund Balance Transfers Pledged to Pay Principal on Capital Leases	8440										
61	Taxes Pledged to Pay Interest on Capital Leases	8510										
62	Grants/Reimbursements Pledged to Pay Interest on Capital Leases	8520										
63	Other Revenues Pledged to Pay Interest on Capital Leases	8530										
64	Fund Balance Transfers Pledged to Pay Interest on Capital Leases	8540										
65	Taxes Pledged to Pay Principal on Revenue Bonds	8610										
66	Grants/Reimbursements Pledged to Pay Principal on Revenue Bonds	8620										
67	Other Revenues Pledged to Pay Principal on Revenue Bonds	8630										
68	Fund Balance Transfers Pledged to Pay Principal on Revenue Bonds	8640										
69	Taxes Pledged to Pay Interest on Revenue Bonds	8710										
70	Grants/Reimbursements Pledged to Pay Interest on Revenue Bonds	8720										
71	Other Revenues Pledged to Pay Interest on Revenue Bonds	8730										
72	Fund Balance Transfers Pledged to Pay Interest on Revenue Bonds	8740										
73	Taxes Transferred to Pay for Capital Projects	8810										
74	Grants/Reimbursements Pledged to Pay for Capital Projects	8820										
75	Other Revenues Pledged to Pay for Capital Projects	8830										
76	Fund Balance Transfers Pledged to Pay for Capital Projects	8840										
77	Transfer to Debt Service Fund to Pay Principal on ISBE Loans	8910										
78	Other Uses Not Classified Elsewhere	8990								600,000		
79	Total Other Uses of Funds ⁹		0	0	0	0	0	0	0	600,000	0	
80	Total Other Sources/Uses of Fund		0	600,000	0	0	0	0	0	(600,000)	0	
81	ESTIMATED ENDING FUND BALANCE June 30, 2021 (Without Student Activity Funds)		26,895,312	2,602,058	1,516,441	1,581,469	729,893	255,555	2,432,261	342,510	422,714	
82	Student Activity ESTIMATED BEGINNING FUND BALANCE July 1, 2020 Fund 11		448,755									
84	RECEIPTS/REVENUES (For Student Activity Funds)											
85	Total Student Activity Direct Receipts/Revenues (Local Sources)	1799	115,000									
86	DISBURSEMENTS/EXPENDITURES (For Student Activity Funds)											
87	Total Student Activity Direct Disbursements/Expenditures	1999	160,000									
88	Excess of Direct Receipts/Revenues Over (Under) Direct Disbursements/Expenditures		(45,000)									
89	Student Activity ESTIMATED ENDING FUND BALANCE June 30, 2021		403,755									
91	Total ESTIMATED BEGINNING FUND BALANCE July 1, 2020 (All Sources Including Student Activity Funds)		27,968,526	1,926,581	1,649,051	1,737,075	982,788	635,405	2,260,086	906,340	409,550	
92	RECEIPTS/REVENUES (All Sources with Student Activity Funds)											
93	LOCAL SOURCES	1000	18,349,099	3,189,687	2,275,250	957,360	1,344,710	150	172,175	566,170	391,164	
94	FLOW-THROUGH RECEIPTS/REVENUES FROM ONE DISTRICT TO ANOTHER DISTRICT	2000	0	0		0	0					
95	STATE SOURCES	3000	12,275,434	1,094,275	0	697,234	0	0	0	0	0	

	A	B	C	D	E	F	G	H	I	J	K	L
1	<i>Begin entering data on EstRev 5-10 and EstExp 11-17 tabs.</i>		(10)	(20)	(30)	(40)	(50)	(60)	(70)	(80)	(90)	
2	Description: Enter Whole Numbers Only	Acct #	Educational	Operations & Maintenance	Debt Service	Transportation	Municipal Retirement/ Social Security	Capital Projects	Working Cash	Tort	Fire Prevention & Safety	
96	FEDERAL SOURCES	4000	4,688,838	0	0	0	0	0	0	0	0	0
97	Total Direct Receipts/Revenues ¹		35,313,371	4,283,962	2,275,250	1,654,594	1,344,710	150	172,175	566,170	391,164	
98	Receipts/Revenues for "On Behalf" Payments ²	3998	0	0	0	0	0	0		0	0	
99	Total Receipts/Revenues		35,313,371	4,283,962	2,275,250	1,654,594	1,344,710	150	172,175	566,170	391,164	
100	DISBURSEMENTS/EXPENDITURES (All Sources with Student Activity Funds)											
101	INSTRUCTION	1000	22,494,147				592,155				0	
102	SUPPORT SERVICES	2000	10,770,133	4,208,485		1,810,200	1,005,450	380,000		530,000	378,000	
103	COMMUNITY SERVICES	3000	881,979	0		0	0			0		
104	PAYMENTS TO OTHER DISTRICTS & GOVT UNITS	4000	1,836,571	0	0	0	0	0		0	0	
105	DEBT SERVICES	5000	0	0	2,407,860	0	0			0	0	
106	PROVISION FOR CONTINGENCIES	6000	0	0	0	0	0			0	0	
107	Total Direct Disbursements/Expenditures ³		35,982,830	4,208,485	2,407,860	1,810,200	1,597,605	380,000		530,000	378,000	
108	Disbursements/Expenditures for "On Behalf" Payments ²	4180	0	0	0	0	0	0		0	0	
109	Total Disbursements/Expenditures		35,982,830	4,208,485	2,407,860	1,810,200	1,597,605	380,000		530,000	378,000	
110	Excess of Direct Receipts/Revenues Over (Under) Direct Disbursements/Expenditures		(669,459)	75,477	(132,610)	(155,606)	(252,895)	(379,850)	172,175	36,170	13,164	
111	OTHER SOURCES/USES OF FUNDS											
112	OTHER SOURCES OF FUNDS (7000)											
113	Total Other Sources of Funds ⁴		0	600,000	0	0	0	0	0	0	0	
114	OTHER USES OF FUNDS (8000)											
116	Total Other Uses of Funds ⁵		0	0	0	0	0	0	0	600,000	0	
117	Total Other Sources/Uses of Fund		0	600,000	0	0	0	0	0	(600,000)	0	
118	ESTIMATED ENDING FUND BALANCE June 30, 2021 (All Sources With student Activity Funds)		27,299,067	2,602,058	1,516,441	1,581,469	729,893	255,555	2,432,261	342,510	422,714	
119												
120	SUMMARY OF EXPENDITURES Without Student Activity Funds (by Major Object)											
121	Description	Acct #	(10) Educational	(20) Operations & Maintenance	(30) Debt Service	(40) Transportation	(50) Municipal Retirement/ Social Security	(60) Capital Projects	(70) Working Cash	(80) Tort	(90) Fire Prevention & Safety	Total By Object
122	Object Name											
124	Salaries	100	22,536,859	1,884,200		1,011,000		0		0	0	25,432,059
125	Employee Benefits	200	5,247,773	375,285		287,200	1,597,605	0		0	0	7,507,863
126	Purchased Services	300	2,318,293	470,950	0	102,400		3,000		530,000	60,000	3,484,643
127	Supplies & Materials	400	2,658,859	986,250		249,500		0		0	0	3,894,609
128	Capital Outlay	500	520,639	488,000		153,600		377,000		0	318,000	1,857,239
129	Other Objects	600	2,166,507	3,800	2,407,860	1,500	0	0		0	0	4,579,667
130	Non-Capitalized Equipment	700	372,900	0		5,000		0		0	0	377,900
131	Termination Benefits	800	1,000	0		0				0		1,000
132	Total Expenditures		35,822,830	4,208,485	2,407,860	1,810,200	1,597,605	380,000		530,000	378,000	47,134,980

SUMMARY OF CASH TRANSACTIONS

	A	B	C	D	E	F	G	H	I	J	K
			(10)	(20)	(30)	(40)	(50)	(60)	(70)	(80)	(90)
	Description: Enter Whole Numbers Only	Acct #	Educational	Operations & Maintenance	Debt Service	Transportation	Municipal Retirement/ Social Security	Capital Projects	Working Cash	Tort	Fire Prevention & Safety
1											
2											
3	BEGINNING CASH BALANCE ON HAND July 1, 2020 ⁷ (Without Student Activity Funds)		27,519,771	1,926,581	1,649,051	1,737,075	982,787	635,405	2,260,087	906,341	409,550
4	Total Direct Receipts & Other Sources ⁸		35,198,371	4,883,962	2,275,250	1,654,594	1,344,710	150	172,175	566,170	391,164
5	OTHER RECEIPTS										
6	Interfund Loans Payable (Loans from Other Funds)	411									
7	Interfund Loans Receivable (Repayment of Loans)	141									
8	Notes and Warrants Payable	433									
9	Other Current Assets	199									
10	Total Other Receipts		0	0	0	0	0	0	0	0	0
11	Total Direct Receipts, Other Sources, & Other Receipts		35,198,371	4,883,962	2,275,250	1,654,594	1,344,710	150	172,175	566,170	391,164
12	Total Amount Available		62,718,142	6,810,543	3,924,301	3,391,669	2,327,497	635,555	2,432,262	1,472,511	800,714
13	Total Direct Disbursements & Other Uses ⁹		35,822,830	4,208,485	2,407,860	1,810,200	1,597,605	380,000	0	1,130,000	378,000
14	OTHER DISBURSEMENTS										
15	Interfund Loans Receivable (Loans to Other Funds) ¹⁰	141									
16	Interfund Loans Payable (Repayment of Loans)	411									
17	Notes and Warrants Payable	433									
18	Other Current Liabilities	499									
19	Total Other Disbursements		0	0	0	0	0	0	0	0	0
20	Total Direct Disbursements, Other Uses, & Other Disbursements		35,822,830	4,208,485	2,407,860	1,810,200	1,597,605	380,000	0	1,130,000	378,000
21	ENDING CASH BALANCE ON HAND June 30, 2021 ⁷ (Without Student Activity Funds)		26,895,312	2,602,058	1,516,441	1,581,469	729,892	255,555	2,432,262	342,511	422,714
22											
23	Activity Funds BEGINNING CASH BALANCE ON HAND July 1, 2020 ⁷		448,755								
24	Total Direct Receipts & Other Sources ⁸		115,000								
25	Total Amount Available		563,755								
26	Total Direct Disbursements & Other Uses ⁹		160,000								
27	Activity funds ENDING CASH BALANCE ON HAND June 30, 2021 ⁷		403,755								
28											
29	Total BEGINNING CASH BALANCE ON HAND July 1, 2020 ⁷ (With Student Activity Funds)		27,968,526	1,926,581	1,649,051	1,737,075	982,787	635,405	2,260,087	906,341	409,550
30	Total Direct Receipts & Other Sources ⁸		35,313,371	4,883,962	2,275,250	1,654,594	1,344,710	150	172,175	566,170	391,164
31	Total Other Receipts		0	0	0	0	0	0	0	0	0
32	Total Direct Receipts, Other Sources, & Other Receipts		35,313,371	4,883,962	2,275,250	1,654,594	1,344,710	150	172,175	566,170	391,164
33	Total Amount Available		63,281,897	6,810,543	3,924,301	3,391,669	2,327,497	635,555	2,432,262	1,472,511	800,714
34	Total Direct Disbursements & Other Uses ⁹		35,982,830	4,208,485	2,407,860	1,810,200	1,597,605	380,000	0	1,130,000	378,000
35	Total Other Disbursements		0	0	0	0	0	0	0	0	0
36	Total Direct Disbursements, Other Uses, & Other Disbursements		35,982,830	4,208,485	2,407,860	1,810,200	1,597,605	380,000	0	1,130,000	378,000
37	Total ENDING CASH BALANCE ON HAND June 30, 2021 ⁷ (With Student Activity Funds)		27,299,067	2,602,058	1,516,441	1,581,469	729,892	255,555	2,432,262	342,511	422,714

1	A	B	C	D	E	F	G	H	I	J	K
	Description: Enter Whole Numbers Only	Acct #	(10) Educational	(20) Operations & Maintenance	(30) Debt Service	(40) Transportation	(50) Municipal Retirement/ Social Security	(60) Capital Projects	(70) Working Cash	(80) Tort	(90) Fire Prevention & Safety
3	RECEIPTS/REVENUES FROM LOCAL SOURCES (1000)										
4	AD VALOREM TAXES LEVIED BY LOCAL EDUCATION AGENCY	1100									
5	Designated Purposes Levies ^{11 (01100 1120)}	-	15,140,914	3,172,787		853,860	629,960		170,675	565,570	391,064
6	Leasing Purposes Levy ¹²	1130									
7	Special Education Purposes Levy	1140	250,000								
8	FICA and Medicare Only Levies	1150					614,350				
9	Area Vocational Construction Purposes Levy	1160									
10	Summer School Purposes Levy	1170									
11	Other Tax Levies (Describe & Itemize)	1190									
12	Total Ad Valorem Taxes Levied by District		15,390,914	3,172,787	0	853,860	1,244,310	0	170,675	565,570	391,064
13	PAYMENTS IN LIEU OF TAXES	1200									
14	Mobile Home Privilege Tax	1210									
15	Payments from Local Housing Authority	1220									
16	Corporate Personal Property Replacement Taxes ¹³	1230	2,459,300				100,000				
17	Other Payments in Lieu of Taxes (Describe & Itemize)	1290									
18	Total Payments in Lieu of Taxes		2,459,300	0	0	0	100,000	0	0	0	0
19	TUITION	1300									
20	Regular Tuition from Pupils or Parents (In State)	1311									
21	Regular Tuition from Other Districts (In State)	1312									
22	Regular Tuition from Other Sources (In State)	1313									
23	Regular Tuition from Other Sources (Out of State)	1314									
24	Summer School Tuition from Pupils or Parents (In State)	1321									
25	Summer School Tuition from Other Districts (In State)	1322									
26	Summer School Tuition from Other Sources (In State)	1323									
27	Summer School Tuition from Other Sources (Out of State)	1324									
28	CTE Tuition from Pupils or Parents (In State)	1331									
29	CTE Tuition from Other Districts (In State)	1332									
30	CTE Tuition from Other Sources (In State)	1333									
31	CTE Tuition from Other Sources (Out of State)	1334									
32	Special Education Tuition from Pupils or Parents (In State)	1341									
33	Special Education Tuition from Other Districts (In State)	1342	13,335								
34	Special Education Tuition from Other Sources (In State)	1343									
35	Special Education Tuition from Other Sources (Out of State)	1344									
36	Adult Tuition from Pupils or Parents (In State)	1351									
37	Adult Tuition from Other Districts (In State)	1352									
38	Adult Tuition from Other Sources (In State)	1353									
39	Adult Tuition from Other Sources (Out of State)	1354									
40	Total Tuition		13,335								
41	TRANSPORTATION FEES	1400									
42	Regular Transportation Fees from Pupils or Parents (In State)	1411									
43	Regular Transportation Fees from Other Districts (In State)	1412									
44	Regular Transportation Fees from Other Sources (In State)	1413				2,000					
45	Regular Transportation Fees from Co-curricular Activities (In State)	1415									
46	Regular Transportation Fees from Other Sources (Out of State)	1416									
47	Summer School Transportation Fees from Pupils or Parents (In State)	1421									
48	Summer School Transportation Fees from Other Districts (In State)	1422									
49	Summer School Transportation Fees from Other Sources (In State)	1423									
50	Summer School Transportation Fees from Other Sources (Out of State)	1424									
51	CTE Transportation Fees from Pupils or Parents (In State)	1431									
52	CTE Transportation Fees from Other Districts (In State)	1432									
53	CTE Transportation Fees from Other Sources (In State)	1433									
54	CTE Transportation Fees from Other Sources (Out of State)	1434									
55	Special Education Transportation Fees from Pupils or Parents (In State)	1441									

1	A	B	C	D	E	F	G	H	I	J	K
2	Description: Enter Whole Numbers Only	Acct #	(10) Educational	(20) Operations & Maintenance	(30) Debt Service	(40) Transportation	(50) Municipal Retirement/ Social Security	(60) Capital Projects	(70) Working Cash	(80) Tort	(90) Fire Prevention & Safety
56	Special Education Transportation Fees from Other Districts (In State)	1442									
57	Special Education Transportation Fees from Other Sources (In State)	1443				100,000					
58	Special Education Transportation Fees from Other Sources (Out of State)	1444									
59	Adult Transportation Fees from Pupils or Parents (In State)	1451									
60	Adult Transportation Fees from Other Districts (In State)	1452									
61	Adult Transportation Fees from Other Sources (In State)	1453									
62	Adult Transportation Fees from Other Sources (Out of State)	1454									
63	Total Transportation Fees					102,000					
64	EARNINGS ON INVESTMENTS	1500									
65	Interest on Investments	1510	103,000	900	250	1,500	400	150	1,500	600	100
66	Gain or Loss on Sale of Investments	1520									
67	Total Earnings on Investments		103,000	900	250	1,500	400	150	1,500	600	100
68	FOOD SERVICE	1600									
69	Sales to Pupils - Lunch	1611	20,000								
70	Sales to Pupils - Breakfast	1612	3,000								
71	Sales to Pupils - A la Carte	1613									
72	Sales to Pupils - Other (Describe & Itemize)	1614									
73	Sales to Adults	1620	250								
74	Other Food Service (Describe & Itemize)	1690	2,500								
75	Total Food Service		25,750								
76	DISTRICT/SCHOOL ACTIVITY INCOME	1700									
77	Admissions - Athletic	1711	42,000								
78	Admissions - Other	1719									
79	Fees	1720	52,300								
80	Book Store Sales	1730									
81	Other District/School Activity Revenue (Describe & Itemize)	1790	2,500	6,000							
82	Student Activity Fund Revenues	1799	115,000								
83	Total District/School Activity Income (without Student Activity Funds 1799)		96,800	6,000							
84	Total District/School Activity Income (with Student Activity Funds 1799)		211,800								
85	TEXTBOOK INCOME	1800									
86	Rentals - Regular Textbooks	1811	104,000								
87	Rentals - Summer School Textbooks	1812									
88	Rentals - Adult/Continuing Education Textbooks	1813									
89	Rentals - Other (Describe)	1819									
90	Sales - Regular Textbooks	1821									
91	Sales - Summer School Textbooks	1822									
92	Sales - Adult/Continuing Education Textbooks	1823									
93	Sales - Other (Describe & Itemize)	1829									
94	Other (Describe & Itemize)	1890									
95	Total Textbooks		104,000								
96	OTHER REVENUE FROM LOCAL SOURCES	1900									
97	Rentals	1910		8,000							
98	Contributions and Donations from Private Sources	1920	21,000								
99	Impact Fees from Municipal or County Governments	1930									
100	Services Provided Other Districts	1940									
101	Refund of Prior Years' Expenditures	1950									
102	Payments of Surplus Moneys from TIF Districts	1960									
103	Drivers' Education Fees	1970	20,000								
104	Proceeds from Vendors' Contracts	1980									
105	School Facility Occupation Tax Proceeds	1983			2,275,000						
106	Payment from Other Districts	1991									
107	Sale of Vocational Projects	1992									
108	Other Local Fees (Describe & Itemize)	1993									

1	A	B	C	D	E	F	G	H	I	J	K
2	Description: Enter Whole Numbers Only	Acct #	(10) Educational	(20) Operations & Maintenance	(30) Debt Service	(40) Transportation	(50) Municipal Retirement/ Social Security	(60) Capital Projects	(70) Working Cash	(80) Tort	(90) Fire Prevention & Safety
109	Other Local Revenues (Describe & Itemize)	1999		2,000							
110	Total Other Revenue from Local Sources		41,000	10,000	2,275,000	0	0	0	0	0	0
111	Total Receipts/Revenues from Local Sources (without Student Activity Funds 1799)	1000	18,234,099	3,189,687	2,275,250	957,360	1,344,710	150	172,175	566,170	391,164
112	Total Receipts/Revenues from Local Sources (with Student Activity Funds 1799)		18,349,099								
FLOW-THROUGH RECEIPTS/REVENUES FROM ONE DISTRICT TO ANOTHER DISTRICT (2000)											
114	Flow-Through Revenue from State Sources	2100									
115	Flow-Through Revenue from Federal Sources	2200									
116	Other Flow-Through Revenue (Describe & Itemize)	2300									
117	Total Flow-Through Receipts/Revenues From District to Another District	One 2000	0	0		0	0				
RECEIPTS/REVENUES FROM STATE SOURCES (3000)											
UNRESTRICTED GRANTS-IN-AID (3001-3099)											
120	Evidence Based Funding Formula (Section 18-8.15)	3001	9,620,626	1,094,275							
121	Reorganization Incentives (Accounts 3005-3021)	3005									
122	Fast Growth District Grants	3030									
123	Other Unrestricted Grants-In-Aid From State Sources (Describe & Itemize)	3099									
124	Total Unrestricted Grants-In-Aid		9,620,626	1,094,275	0	0	0	0		0	0
RESTRICTED GRANTS-IN-AID (3100-3900)											
SPECIAL EDUCATION											
127	Special Education - Private Facility Tuition	3100	450,000								
128	Special Education - Funding for Children Requiring Sp Ed Services	3105									
129	Special Education - Personnel	3110									
130	Special Education - Orphanage - Individual	3120	86,000								
131	Special Education - Orphanage - Summer Individual	3130	40,000								
132	Special Education - Summer School	3145									
133	Special Education - Other (Describe & Itemize)	3199									
134	Total Special Education		576,000	0		0					
CAREER AND TECHNICAL EDUCATION (CTE)											
136	CTE - Technical Education - Tech Prep	3200									
137	CTE - Secondary Program Improvement (CTEI)	3220									
138	CTE - WECEP	3225									
139	CTE - Agriculture Education	3235	1,000								
140	CTE - Instructor Practicum	3240									
141	CTE - Student Organizations	3270									
142	CTE - Other (Describe & Itemize)	3299									
143	Total Career and Technical Education		1,000	0			0				
BILINGUAL EDUCATION											
145	Bilingual Education - Downstate - TPI and TBE	3305									
146	Bilingual Education - Downstate - Transitional Bilingual Education	3310									
147	Total Bilingual Education		0				0				
148	State Free Lunch & Breakfast	3360									
149	School Breakfast Initiative	3365									
150	Driver Education	3370	40,000								
151	Adult Education (from ICCB)	3410									
152	Adult Education - Other (Describe & Itemize)	3499									
TRANSPORTATION											
154	Transportation - Regular and Vocational	3500				361,629					
155	Transportation - Special Education	3510				335,605					

1	A	B	C	D	E	F	G	H	I	J	K
2	Description: Enter Whole Numbers Only	Acct #	(10) Educational	(20) Operations & Maintenance	(30) Debt Service	(40) Transportation	(50) Municipal Retirement/ Social Security	(60) Capital Projects	(70) Working Cash	(80) Tort	(90) Fire Prevention & Safety
156	Transportation - Other (Describe & Itemize)	3599									
157	Total Transportation		0	0		697,234	0				
158	Learning Improvement - Change Grants	3610									
159	Scientific Literacy	3660									
160	Truant Alternative/Optional Education	3695									
161	Early Childhood - Block Grant	3705	2,026,026								
162	Chicago General Education Block Grant	3766									
163	Chicago Educational Services Block Grant	3767									
164	School Safety & Educational Improvement Block Grant	3775									
165	Technology - Technology for Success	3780									
166	State Charter Schools	3815									
167	Extended Learning Opportunities - Summer Bridges	3825									
168	Infrastructure Improvements - Planning/Construction	3920									
169	School Infrastructure - Maintenance Projects	3925									
170	Other Restricted Revenue from State Sources (Describe & Itemize)	3999	11,782								
171	Total Restricted Grants-In-Aid		2,654,808	0	0	697,234	0	0	0	0	0
172	Total Receipts/Revenues from State Sources	3000	12,275,434	1,094,275	0	697,234	0	0	0	0	0
173	RECEIPTS/REVENUES FROM FEDERAL SOURCES (4000)										
174	UNRESTRICTED GRANTS-IN-AID RECEIVED DIRECTLY FROM FEDERAL GOVT. (4001-4009)										
175	Federal Impact Aid	4001									
176	Other Unrestricted Grants-In-Aid Received Directly from the Federal Govt. (Describe & Itemize)	4009									
177	Total Unrestricted Grants-In-Aid Received Directly from Fed Govt		0	0	0	0	0	0	0	0	0
178	RESTRICTED GRANTS-IN-AID RECEIVED DIRECTLY FROM FEDERAL GOVT (4045-4090)										
179	Head Start	4045									
180	Construction (Impact Aid)	4050									
181	MAGNET	4060									
182	Other Restricted Grants-In-Aid Received Directly from Federal Govt. (Describe & Itemize)	4090									
183	Total Restricted Grants-In-Aid Received Directly from Federal Govt.		0	0		0	0	0			0
184	RESTRICTED GRANTS-IN-AID RECEIVED FROM FEDERAL GOVT. THRU THE STATE (4100-4999)										
185	TITLE V										
186	Title V - Flexibility and Accountability	4100									
187	Title V - SEA Projects	4105									
188	Title V - Rural Education Initiative (REI)	4107	60,569								
189	Title V - Other (Describe & Itemize)	4199									
190	Total Title V		60,569	0		0	0				
191	FOOD SERVICE										
192	Breakfast Start-Up Expansion	4200									
193	National School Lunch Program	4210									
194	Special Milk Program	4215									
195	School Breakfast Program	4220									
196	Summer Food Service Admin/Program	4225	685,000								
197	Child and Adult Care Food Program	4226									
198	Fresh Fruit and Vegetables	4240	17,000								
199	Food Service - Other (Describe & Itemize)	4299									
200	Total Food Service		702,000				0				
201	TITLE I										
202	Title I - Low Income	4300	1,144,749								

1	A	B	C	D	E	F	G	H	I	J	K
2	Description: Enter Whole Numbers Only	Acct #	(10) Educational	(20) Operations & Maintenance	(30) Debt Service	(40) Transportation	(50) Municipal Retirement/ Social Security	(60) Capital Projects	(70) Working Cash	(80) Tort	(90) Fire Prevention & Safety
203	Title I - Low Income - Neglected, Private	4305									
204	Title I - Migrant Education	4340									
205	Title I - Other (Describe & Itemize)	4399									
206	Total Title I		1,144,749	0		0	0				
207	TITLE IV										
208	Title IV - Student Support & Academic Enrichment Grant	4400	20,000								
209	Title IV - 21st Century	4421									
210	Title IV - Other (Describe & Itemize)	4499									
211	Total Title IV		20,000	0		0	0				
212	FEDERAL - SPECIAL EDUCATION										
213	Federal Special Education - Preschool Flow-Through	4600	35,802								
214	Federal Special Education - Preschool Discretionary	4605									
215	Federal Special Education - IDEA Flow Through	4620	978,780								
216	Federal Special Education - IDEA Room & Board	4625	110,000								
217	Federal Special Education - IDEA Discretionary	4630									
218	Federal Special Education - IDEA - Other (Describe & Itemize)	4699									
219	Total Federal Special Education		1,124,582	0		0	0				
220	CTE - PERKINS										
221	CTE - Perkins-Title III E Tech Prep	4770									
222	CTE - Other (Describe & Itemize)	4799									
223	Total CTE - Perkins		0	0			0				
224	Federal - Adult Education	4810									
225	ARRA - General State Aid - Education Stabilization	4850									
226	ARRA - Title I - Low Income	4851									
227	ARRA - Title I - Neglected, Private	4852									
228	ARRA - Title I - Delinquent, Private	4853									
229	ARRA - Title I - School Improvement (Part A)	4854									
230	ARRA - Title I - School Improvement (Section 1003g)	4855	150,105								
231	ARRA - IDEA - Part B - Preschool	4856									
232	ARRA - IDEA - Part B - Flow-Through	4857									
233	ARRA - Title II D - Technology - Formula	4860									
234	ARRA - Title II D - Technology - Competitive	4861									
235	ARRA - McKinney - Vento Homeless Education	4862									
236	ARRA - Child Nutrition Equipment Assistance	4863									
237	Impact Aid Formula Grants	4864									
238	Impact Aid Competitive Grants	4865									
239	Qualified Zone Academy Bond Tax Credits	4866									
240	Qualified School Construction Bond Credits	4867									
241	Build America Bond Tax Credits	4868									
242	Build America Bond Interest Reimbursement	4869									
243	ARRA - General State Aid - Other Government Services Stabilization	4870									
244	Other ARRA Funds - II	4871									
245	Other ARRA Funds - III	4872									
246	Other ARRA Funds - IV	4873									
247	Other ARRA Funds - V	4874									
248	ARRA - Early Childhood	4875									
249	Other ARRA Funds - VII	4876									
250	Other ARRA Funds - VIII	4877									
251	Other ARRA Funds - IX	4878									
252	Other ARRA Funds - X	4879									
253	Other ARRA Funds - Ed Job Fund Program	4880									
254	Total Stimulus Programs		150,105	0	0	0	0	0		0	0
255	Race to the Top Program	4901									
256	Race to the Top - Preschool Expansion Grant	4902									

1	A	B	C	D	E	F	G	H	I	J	K
2	Description: Enter Whole Numbers Only	Acct #	(10) Educational	(20) Operations & Maintenance	(30) Debt Service	(40) Transportation	(50) Municipal Retirement/ Social Security	(60) Capital Projects	(70) Working Cash	(80) Tort	(90) Fire Prevention & Safety
257	Title III - Instruction for English Learners & Immigrant Students	4905									
258	Title III - English Language Acquisition	4909									
259	McKinney Education for Homeless Children	4920									
260	Title III - Eisenhower - Professional Development Formula	4930	120,000								
261	Title II - Teacher Quality	4932									
262	Federal Charter Schools	4960									
263	State Assessment Grants	4981									
264	Grant for State Assessments and Related Activities	4982									
265	Medicaid Matching Funds - Administrative Outreach	4991	80,000								
266	Medicaid Matching Funds - Fee-For-Service Program	4992	100,000								
267	Other Restricted Grants Received from Federal Government through State (Describe & Itemize)	4999	1,186,833								
268	Total Restricted Grants-In-Aid Received from Federal Govt. Thru the State		4,688,838	0	0	0	0	0	0	0	0
269	TOTAL RECEIPTS/REVENUES FROM FEDERAL SOURCES	4000	4,688,838	0	0	0	0	0	0	0	0
270	TOTAL DIRECT RECEIPTS/REVENUES (without Student Activity Funds 1799)		35,198,371	4,283,962	2,275,250	1,654,594	1,344,710	150	172,175	566,170	391,164
271	TOTAL DIRECT RECEIPTS/REVENUES (with Student Activity Funds 1799)		35,313,371								

	A	B	C	D	E	F	G	H	I	J	K
1	Description: Enter Whole Numbers Only	Func#	(100) Salaries	(200) Employee Benefits	(300) Purchased Services	(400) Supplies & Materials	(500) Capital Outlay	(600) Other Objects	(700) Non-Capitalized Equipment	(800) Termination Benefits	(900) Total
3	10 - EDUCATIONAL FUND (ED)										
4	INSTRUCTION (ED)	1000									
5	Regular Programs	1100	8,982,474	1,922,613	463,300	710,770	10,400	3,800	3,000	1,000	12,097,357
6	Tuition Payment to Charter Schools	1115									0
7	Pre-K Programs	1125	539,657	225,402	10,240	26,862					802,161
8	Special Education Programs (Functions 1200 - 1220)	1200	4,258,300	1,273,050	24,750	15,450	5,000		3,600		5,580,150
9	Special Education Programs Pre-K	1225									0
10	Remedial and Supplemental Programs K-12	1250	686,918	217,179	59,943	293,674	1,468				1,259,182
11	Remedial and Supplemental Programs Pre-K	1275									0
12	Adult/Continuing Education Programs	1300									0
13	CTE Programs	1400	672,000	146,147	2,000	36,000					856,147
14	Interscholastic Programs	1500	499,350	24,660	138,404	64,780		16,450			743,644
15	Summer School Programs	1600	8,500			400					8,900
16	Gifted Programs	1650									0
17	Driver's Education Programs	1700	87,000	10,850	10,500	4,500		300			113,150
18	Bilingual Programs	1800			30,000						30,000
19	Truant Alternative & Optional Programs	1900				3,600					3,600
20	Pre-K Programs - Private Tuition	1910									0
21	Regular K-12 Programs Private Tuition	1911									0
22	Special Education Programs K-12 Private Tuition	1912						839,856			839,856
23	Special Education Programs Pre-K Tuition	1913									0
24	Remedial/Supplemental Programs K-12 Private Tuition	1914									0
25	Remedial/Supplemental Programs Pre-K Private Tuition	1915									0
26	Adult/Continuing Education Programs Private Tuition	1916									0
27	CTE Programs Private Tuition	1917									0
28	Interscholastic Programs Private Tuition	1918									0
29	Summer School Programs Private Tuition	1919									0
30	Gifted Programs Private Tuition	1920									0
31	Bilingual Programs Private Tuition	1921									0
32	Truants Alternative/Opt Ed Programs Private Tuition	1922									0
33	Student Activity Fund Expenditures	1999						160,000			160,000
34	Total Instruction¹⁴ (Without Student Activity Funds 1999)	1000	15,734,199	3,819,901	739,137	1,156,036	16,868	860,406	6,600	1,000	22,334,147
35	Total Instruction¹⁴ (With Student Activity Funds 1999)	1000	15,734,199	3,819,901	739,137	1,156,036	16,868	1,020,406	6,600	1,000	22,494,147
36	SUPPORT SERVICES (ED)	2000									
37	Support Services - Pupil	2100									
38	Attendance & Social Work Services	2110	250,000	55,400	3,000	1,200					309,600
39	Guidance Services	2120	715,650	149,870		3,800					869,320
40	Health Services	2130	249,760	39,365	4,200	21,200			2,800		317,325
41	Psychological Services	2140	355,000	51,050	19,900	4,000					429,950
42	Speech Pathology & Audiology Services	2150	487,000	83,200	6,000	7,000					583,200
43	Other Support Services - Pupils (Describe & Itemize)	2190	63,000	10,000		1,600					74,600
44	Total Support Services - Pupil	2100	2,120,410	388,885	33,100	38,800	0	0	2,800	0	2,583,995
45	Support Services - Instructional Staff	2200									
46	Improvement of Instruction Services	2210	402,849	62,029	87,413	47,641		1,000	1,500		602,432
47	Educational Media Services	2220	463,000	106,690	162,000	323,770	475,000	100	350,000		1,880,560
48	Assessment & Testing	2230			49,374	500					49,874
49	Total Support Services - Instructional Staff	2200	865,849	168,719	298,787	371,911	475,000	1,100	351,500	0	2,532,866
50	Support Services - General Administration	2300									
51	Board of Education Services	2310			160,200	17,200		17,000			194,400
52	Executive Administration Services	2320	188,700	45,600	5,900	3,000		2,000			245,200
53	Special Area Administration Services	2330	328,970	54,051	19,113	7,100			5,000		414,234
54	Tort Immunity Services	2360									0
55	Total Support Services - General Administration	2300	517,670	99,651	210,213	27,300	0	19,000	5,000	0	878,834
56	Support Services - School Administration	2400									
57	Office of the Principal Services	2410	1,779,070	307,650	57,510	74,650		6,500	3,000		2,228,380
58	Other Support Services - School Administration (Describe & Itemize)	2490									0

	A	B	C	D	E	F	G	H	I	J	K
1	Description: Enter Whole Numbers Only	Funct #	(100) Salaries	(200) Employee Benefits	(300) Purchased Services	(400) Supplies & Materials	(500) Capital Outlay	(600) Other Objects	(700) Non-Capitalized Equipment	(800) Termination Benefits	(900) Total
59	Total Support Services - School Administration	2400	1,779,070	307,650	57,510	74,650	0	6,500	3,000	0	2,228,380
60	Support Services - Business	2500									
61	Direction of Business Support Services	2510	98,000	10,600	12,100	300		255			121,255
62	Fiscal Services	2520	170,000	40,200	58,400	36,000		500			305,100
63	Operation & Maintenance of Plant Services	2540	64,161	24,942	95,400	240,303	11,122				435,928
64	Pupil Transportation Services	2550			153,975	10,000					163,975
65	Food Services	2560	491,100	141,830	22,100	528,620	15,000	1,400	2,000		1,202,050
66	Internal Services	2570	200		4,000	3,000					7,200
67	Total Support Services - Business	2500	823,461	217,572	345,975	818,223	26,122	2,155	2,000	0	2,235,508
68	Support Services - Central	2600									
69	Direction of Central Support Services	2610	123,000	13,450	400	1,000					137,850
70	Planning, Research, Development & Evaluation Services	2620									0
71	Information Services	2630									0
72	Staff Services	2640	103,000	20,600	34,200	12,000		400	2,000		172,200
73	Data Processing Services	2660									0
74	Total Support Services - Central	2600	226,000	34,050	34,600	13,000	0	400	2,000	0	310,050
75	Other Support Services (Describe & Itemize)	2900			500						500
76	Total Support Services	2000	6,332,460	1,216,527	980,685	1,343,884	501,122	29,155	366,300	0	10,770,133
77	COMMUNITY SERVICES (ED)	3000	470,200	211,345	38,846	158,939	2,649				881,979
78	PAYMENTS TO OTHER DIST & GOVT UNITS (ED)	4000									
79	Payments to Other Dist & Govt Units (In-State)	4100									0
80	Payments for Regular Programs	4110									0
81	Payments for Special Education Programs	4120			559,625			741,526			1,301,151
82	Payments for Adult/Continuing Education Programs	4130									0
83	Payments for CTE Programs	4140									0
84	Payments for Community College Programs	4170						10,000			10,000
85	Other Payments to In-State Govt Units (Describe & Itemize)	4190									0
86	Total Payments to Other Dist & Govt Units (In-State)	4100			559,625			751,526			1,311,151
87	Payments for Regular Programs - Tuition	4210									0
88	Payments for Special Education Programs - Tuition	4220						525,420			525,420
89	Payments for Adult/Continuing Education Programs - Tuition	4230									0
90	Payments for CTE Programs - Tuition	4240									0
91	Payments for Community College Programs - Tuition	4270									0
92	Payments for Other Programs - Tuition	4280									0
93	Other Payments to In-State Govt Units (Describe & Itemize)	4290									0
94	Total Payments to Other Dist & Govt Units - Tuition (In State)	4200						525,420			525,420
95	Payments for Regular Programs - Transfers	4310									0
96	Payments for Special Education Programs - Transfers	4320									0
97	Payments for Adult/Continuing Ed Programs - Transfers	4330									0
98	Payments for CTE Programs - Transfers	4340									0
99	Payments for Community College Program - Transfers	4370									0
100	Payments for Other Programs - Transfers	4380									0
101	Other Payments to In-State Govt Units - Transfers (Describe & Itemize)	4390									0
102	Total Payments to Other Dist & Govt Units-Transfers (In State)	4300			0			0			0
103	Payments to Other Dist & Govt Units (Out of State)	4400									0
104	Total Payments to Other Dist & Govt Units	4000			559,625			1,276,946			1,836,571
105	DEBT SERVICE (ED)	5000									
106	Debt Service - Interest on Short-Term Debt	5100									
107	Tax Anticipation Warrants	5110									0
108	Tax Anticipation Notes	5120									0
109	Corporate Personal Property Repl Tax Anticipated Notes	5130									0
110	State Aid Anticipation Certificates	5140									0
111	Other Interest on Short-Term Debt (Describe & Itemize)	5150									0
112	Total Debt Service - Interest on Short-Term Debt	5100						0			0
113	Debt Service - Interest on Long-Term Debt	5200									0
114	Total Debt Service	5000						0			0
115	PROVISION FOR CONTINGENCIES (ED)	6000									0

	A	B	C	D	E	F	G	H	I	J	K
1	Description: Enter Whole Numbers Only	Funct #	(100)	(200)	(300)	(400)	(500)	(600)	(700)	(800)	(900)
2			Salaries	Employee Benefits	Purchased Services	Supplies & Materials	Capital Outlay	Other Objects	Non-Capitalized Equipment	Termination Benefits	Total
116	Total Direct Disbursements/Expenditures (without Student Activity Funds (1999))		22,536,859	5,247,773	2,318,293	2,658,859	520,639	2,166,507	372,900	1,000	35,822,830
117	Total Direct Disbursements/Expenditures (with Student Activity Funds (1999))		22,536,859	5,247,773	2,318,293	2,658,859	520,639	2,326,507	372,900	1,000	35,982,830
118	Excess (Deficiency) of Receipts/Revenues Over Disbursements/Expenditures (Without Student Activity Funds 1999)										(624,459)
119	Excess (Deficiency) of Receipts/Revenues Over Disbursements/Expenditures (With Student Activity Funds 1999)										(669,459)
121	20 - OPERATIONS AND MAINTENANCE FUND (O&M)										
122	SUPPORT SERVICES (O&M)	2000									
123	Support Services - Pupil	2100									
124	Other Support Services - Pupils (Describe & Itemize)	2190									0
125	Support Services - Business	2500									
126	Direction of Business Support Services	2510									0
127	Facilities Acquisition & Construction Services	2530			5,400						5,400
128	Operation & Maintenance of Plant Services	2540	1,884,200	375,285	465,550	986,250	488,000	3,800			4,203,085
129	Pupil Transportation Services	2550									0
130	Food Services	2560									0
131	Total Support Services - Business	2500	1,884,200	375,285	470,950	986,250	488,000	3,800	0	0	4,208,485
132	Other Support Services (Describe & Itemize)	2900									0
133	Total Support Services	2000	1,884,200	375,285	470,950	986,250	488,000	3,800	0	0	4,208,485
134	COMMUNITY SERVICES (O&M)										
134	COMMUNITY SERVICES (O&M)	3000									0
135	PAYMENTS TO OTHER DIST & GOVT UNITS (O&M)										
135	PAYMENTS TO OTHER DIST & GOVT UNITS (O&M)	4000									
136	Payments to Other Dist & Govt Units (In-State)	4100									
137	Payments for Regular Programs	4110									0
138	Payments for Special Education Programs	4120									0
139	Payments for CTE Program	4140									0
140	Other Payments to In-State Govt Units (Describe & Itemize)	4190									0
141	Total Payments to Other Dist & Govt Units (In-State)	4100			0			0			0
142	Payments to Other Dist & Govt Units (Out of State) ¹⁴	4400									0
143	Total Payments to Other Dist & Govt Unit	4000			0			0			0
144	DEBT SERVICE (O&M)										
144	DEBT SERVICE (O&M)	5000									
145	Debt Service - Interest on Short-Term Debt	5100									
146	Tax Anticipation Warrants	5110									0
147	Tax Anticipation Notes	5120									0
148	Corporate Personal Prop Repl Tax Anticipated Notes	5130									0
149	State Aid Anticipation Certificates	5140									0
150	Other Interest on Short-Term Debt (Describe & Itemize)	5150									0
151	Total Debt Service - Interest on Short-Term Debt	5100						0			0
152	Debt Service - Interest on Long-Term Debt	5200									0
153	Total Debt Service	5000						0			0
154	PROVISION FOR CONTINGENCIES (O&M)										
154	PROVISION FOR CONTINGENCIES (O&M)	6000									0
155	Total Direct Disbursements/Expenditures		1,884,200	375,285	470,950	986,250	488,000	3,800	0	0	4,208,485
156	Excess (Deficiency) of Receipts/Revenues Over Disbursements/Expenditures										75,477
157											
158	30 - DEBT SERVICE FUND (DS)										
158	PAYMENTS TO OTHER DIST & GOVT UNITS (DS)	4000									
159	Payments to Other Dist & Govt Units (In-State)	4100									
160	Payments for Regular Programs	4110									0
161	Payments for Special Education Programs	4120									0
162	Other Payments to In-State Govt Units (Describe & Itemize)	4190									0
163	Total Payments to Other Dist & Govt Units (In-State)	4000						0			0
164	DEBT SERVICE (DS)										
164	DEBT SERVICE (DS)	5000									
165	Debt Service - Interest on Short-Term Debt	5100									
166	Tax Anticipation Warrants	5110									0

	A	B	C	D	E	F	G	H	I	J	K
1	Description: Enter Whole Numbers Only	Funct #	(100) Salaries	(200) Employee Benefits	(300) Purchased Services	(400) Supplies & Materials	(500) Capital Outlay	(600) Other Objects	(700) Non-Capitalized Equipment	(800) Termination Benefits	(900) Total
168	Tax Anticipation Notes	5120									0
169	Corporate Personal Prop Repl Tax Anticipation Notes	5130									0
170	State Aid Anticipation Certificates	5140									0
171	Other Interest on Short-Term Debt (Describe & Itemize)	5150									0
172	Total Debt Service - Interest On Short-Term Debt	5100						0			0
173	Debt Service - Interest on Long-Term Debt	5200						1,587,860			1,587,860
174	Debt Service - Payments of Principal on Long-Term Debt¹⁵ (Lease/Purchase Principal Retired)	5300						820,000			820,000
175	Debt Service Other (Describe & Itemize)	5400									0
176	Total Debt Service	5000			0			2,407,860			2,407,860
177	PROVISION FOR CONTINGENCIES (DS)	6000									0
178	Total Direct Disbursements/Expenditures				0			2,407,860			2,407,860
179	Excess (Deficiency) of Receipts/Revenues Over Disbursements/Expenditures										(132,610)
181	40 - TRANSPORTATION FUND (TR)										
182	SUPPORT SERVICES (TR)	2000									
183	Support Services - Pupils	2100									
184	Other Support Services - Pupils (Describe & Itemize)	2190									0
185	Support Services - Business										
186	Pupil Transportation Services	2550	1,011,000	287,200	102,400	249,500	153,600	1,500	5,000		1,810,200
187	Other Support Services (Describe & Itemize)	2900									0
188	Total Support Services	2000	1,011,000	287,200	102,400	249,500	153,600	1,500	5,000	0	1,810,200
189	COMMUNITY SERVICES (TR)	3000									0
190	PAYMENTS TO OTHER DIST & GOVT UNITS (TR)	4000									
191	Payments to Other Dist & Govt Units (In-State)	4100									
192	Payments for Regular Program	4110									0
193	Payments for Special Education Programs	4120									0
194	Payments for Adult/Continuing Education Programs	4130									0
195	Payments for CTE Programs	4140									0
196	Payments for Community College Programs	4170									0
197	Other Payments to In-State Govt Units (Describe & Itemize)	4190									0
198	Total Payments to Other Dist & Govt Units (In-State)	4100			0			0			0
199	Payments to Other Dist & Govt Units (Out-of-State) (Describe & Itemize)	4400									0
200	Total Payments to Other Dist & Govt Units	4000			0			0			0
201	DEBT SERVICE (TR)	5000									
202	Debt Service - Interest on Short-Term Debt	5100									
203	Tax Anticipation Warrants	5110									0
204	Tax Anticipation Notes	5120									0
205	Corporate Personal Prop Repl Tax Anticipation Notes	5130									0
206	State Aid Anticipation Certificates	5140									0
207	Other Interest on Short-Term Debt (Describe and Itemize)	5150									0
208	Total Debt Service - Interest On Short-Term Debt	5300						0			0
209	Debt Service - Interest on Long-Term Debt	5200									0
210	Debt Service - Payments of Principal on Long-Term Debt¹⁵ (Lease/Purchase Principal Retired)	5300									0
211	Debt Service - Other (Describe and Itemize)	5400									0
212	Total Debt Service	5000						0			0
213	PROVISION FOR CONTINGENCIES (TR)	6000									0
214	Total Direct Disbursements/Expenditures		1,011,000	287,200	102,400	249,500	153,600	1,500	5,000	0	1,810,200
215	Excess (Deficiency) of Receipts/Revenues Over Disbursements/Expenditures										(155,606)
216											
217	50 - MUNICIPAL RETIREMENT/SOC SEC FUND (MR/SS)										
218	INSTRUCTION (MR/SS)	1000									
219	Regular Program	1100		137,550							137,550

	A	B	C	D	E	F	G	H	I	J	K
1	Description: Enter Whole Numbers Only	Func #	(100) Salaries	(200) Employee Benefits	(300) Purchased Services	(400) Supplies & Materials	(500) Capital Outlay	(600) Other Objects	(700) Non-Capitalized Equipment	(800) Termination Benefits	(900) Total
220	Pre-K Programs	1125		38,300							38,300
221	Special Education Programs (Functions 1200-1220)	1200		365,650							365,650
222	Special Education Programs Pre-K	1225									0
223	Remedial and Supplemental Programs K-12	1250									0
224	Remedial and Supplemental Programs Pre-K	1275									0
225	Adult/Continuing Education Programs	1300									0
226	CTE Programs	1400		14,035							14,035
227	Interscholastic Programs	1500		35,120							35,120
228	Summer School Programs	1600									0
229	Gifted Programs	1650									0
230	Driver's Education Programs	1700		1,500							1,500
231	Bilingual Programs	1800									0
232	Truant Alternative & Optional Programs	1900									0
233	Total Instruction	1000		592,155							592,155
234	SUPPORT SERVICES (MR/SS)	2000									
235	Support Services - Pupil	2100									
236	Attendance & Social Work Services	2110		5,000							5,000
237	Guidance Services	2120		26,250							26,250
238	Health Services	2130		55,700							55,700
239	Psychological Services	2140		6,200							6,200
240	Speech Pathology & Audiology Services	2150		7,500							7,500
241	Other Support Services - Pupils (Describe & Itemize)	2190		9,000							9,000
242	Total Support Services - Pupil	2100		109,650							109,650
243	Support Services - Instructional Staff	2200									
244	Improvement of Instruction Services	2210		20,700							20,700
245	Educational Media Services	2220		57,700							57,700
246	Assessment & Testing	2230									0
247	Total Support Services - Instructional Staff	2200		78,400							78,400
248	Support Services - General Administration	2300									
249	Board of Education Services	2310									0
250	Executive Administration Services	2320		19,500							19,500
251	Special Area Administrative Services	2330		8,600							8,600
252	Claims Paid from Self Insurance Fund	2361									0
253	Workers' Compensation or Workers' Occupation Disease Acts Payments	2362									0
254	Unemployment Insurance Payments	2363									0
255	Insurance Payments (regular or self-insurance)	2364									0
256	Risk Management and Claims Services Payments	2365									0
257	Judgment and Settlements	2366									0
258	Educatl, Inspectl, Supervisory Serv. Related to Loss Prevention or Reduction	2367									0
259	Reciprocal Insurance Payments	2368									0
260	Legal Service	2369									0
261	Total Support Services - General Administration	2300		28,100							28,100
262	Support Services - School Administration	2400									
263	Office of the Principal Services	2410		101,600							101,600
264	Other Support Services - School Administration (Describe & Itemize)	2490									0
265	Total Support Services - School Administration	2400		101,600							101,600
266	Support Services - Business	2500									
267	Direction of Business Support Services	2510		19,200							19,200
268	Fiscal Services	2520		33,500							33,500
269	Facilities Acquisition & Construction Services	2530									0
270	Operation & Maintenance of Plant Service	2540		346,250							346,250
271	Pupil Transportation Services	2550		167,200							167,200
272	Food Services	2560		94,750							94,750
273	Internal Services	2570									0
274	Total Support Services - Business	2500		660,900							660,900
275	Support Services - Central	2600									
276	Direction of Central Support Services	2610		1,700							1,700

	A	B	C	D	E	F	G	H	I	J	K
1	Description: Enter Whole Numbers Only	Func #	(100) Salaries	(200) Employee Benefits	(300) Purchased Services	(400) Supplies & Materials	(500) Capital Outlay	(600) Other Objects	(700) Non-Capitalized Equipment	(800) Termination Benefits	(900) Total
277	Planning, Research, Development & Evaluation Services	2620									0
278	Information Services	2630									0
279	Staff Services	2640		19,700							19,700
280	Data Processing Services	2660		5,400							5,400
281	Total Support Services - Central	2600		26,800							26,800
282	Other Support Services (Describe & Itemize)	2900									0
283	Total Support Services	2000		1,005,450							1,005,450
284	COMMUNITY SERVICES (MR/SS)	3000									0
285	PAYMENTS TO OTHER DIST & GOVT UNITS (MR/SS)	4000									0
286	Payments for Regular Programs	4110									0
287	Payments for Special Education Programs	4120									0
288	Payments for CTE Programs	4140									0
289	Total Payments to Other Dist & Govt Units	4000		0							0
290	DEBT SERVICE (MR/SS)	5000									0
291	Debt Service - Interest on Short-Term Debt	5100									0
292	Tax Anticipation Warrants	5110									0
293	Tax Anticipation Notes	5120									0
294	Corporate Personal Prop Repl Tax Anticipation Notes	5130									0
295	State Aid Anticipation Certificates	5140									0
296	Other (Describe & Itemize)	5150									0
297	Total Debt Service	5000						0			0
298	PROVISION FOR CONTINGENCIES (MR/SS)	6000									0
299	Total Direct Disbursements/Expenditures			1,597,605				0			1,597,605
300	Excess (Deficiency) of Receipts/Revenues Over Disbursements/Expenditures										(252,895)
302	60 - CAPITAL PROJECTS (CP)										0
303	SUPPORT SERVICES (CP)	2000									0
304	Support Services - Business										0
305	Facilities Acquisition & Construction Services	2530			3,000		377,000				380,000
306	Other Support Services (Describe & Itemize)	2900									0
307	Total Support Services	2000	0	0	3,000	0	377,000	0	0		380,000
308	PAYMENTS TO OTHER DIST & GOVT UNITS (CP)	4000									0
309	Payments to Other Dist & Govt Units (In-State)	4100									0
310	Payments to Regular Programs	4110									0
311	Payment for Special Education Programs	4120									0
312	Payment for CTE Programs	4140									0
313	Payments to Other Govt Units (In-State) (Describe & Itemize)	4190									0
314	Total Payments to Other Districts & Govt Units	4000			0			0			0
315	PROVISION FOR CONTINGENCIES (CP)	6000									0
316	Total Direct Disbursements/Expenditures		0	0	3,000	0	377,000	0	0		380,000
317	Excess (Deficiency) of Receipts/Revenues Over Disbursements/Expenditures										(379,850)
319	70 WORKING CASH FUND (WC)										0
321	80 - TORT FUND (TF)										0
322	INSTRUCTION (TF)	1000									0
323	Regular Programs	1100									0
324	Tuition Payment to Charter Schools	1115									0
325	Pre-K Programs	1125									0
326	Special Education Programs (Functions 1200 - 1220)	1200									0
327	Special Education Programs Pre-K	1225									0
328	Remedial and Supplemental Programs K-12	1250									0
329	Remedial and Supplemental Programs Pre-K	1275									0
330	Adult/Continuing Education Programs	1300									0
331	CTE Programs	1400									0
332	Interscholastic Programs	1500									0

	A	B	C	D	E	F	G	H	I	J	K
1	Description: Enter Whole Numbers Only	Funct #	(100) Salaries	(200) Employee Benefits	(300) Purchased Services	(400) Supplies & Materials	(500) Capital Outlay	(600) Other Objects	(700) Non-Capitalized Equipment	(800) Termination Benefits	(900) Total
333	Summer School Programs	1600									0
334	Gifted Programs	1650									0
335	Driver's Education Programs	1700									0
336	Bilingual Programs	1800									0
337	Truant Alternative & Optional Programs	1900									0
338	Pre-K Programs - Private Tuition	1910									0
339	Regular K-12 Programs Private Tuition	1911									0
340	Special Education Programs K-12 Private Tuition	1912									0
341	Special Education Programs Pre-K Tuition	1913									0
342	Remedial/Supplemental Programs K-12 Private Tuition	1914									0
343	Remedial/Supplemental Programs Pre-K Private Tuition	1915									0
344	Adult/Continuing Education Program Private Tuition	1916									0
345	CTE Programs Private Tuition	1917									0
346	Interscholastic Programs Private Tuition	1918									0
347	Summer School Programs Private Tuition	1919									0
348	Gifted Programs Private Tuition	1920									0
349	Bilingual Programs Private Tuition	1921									0
350	Truants Alternative/Opt Ed Programs Private Tuition	1922									0
351	Total Instruction³⁴	1000	0	0	0	0	0	0	0	0	0
352	SUPPORT SERVICES (TF)	2000									
353	Support Services - Pupil	2100									
354	Attendance & Social Work Services	2110									0
355	Guidance Services	2120									0
356	Health Services	2130									0
357	Psychological Services	2140									0
358	Speech Pathology & Audiology Services	2150									0
359	Other Support Services - Pupils (Describe & Itemize)	2190									0
360	Total Support Services - Pupil	2100	0	0	0	0	0	0	0	0	0
361	Support Services - Instructional Staff	2200									
362	Improvement of Instruction Services	2210									0
363	Educational Media Services	2220									0
364	Assessment & Testing	2230									0
365	Total Support Services - Instructional Staff	2200	0	0	0	0	0	0	0	0	0
366	Support Services - General Administration	2300									
367	Board of Education Services	2310									0
368	Executive Administration Services	2320									0
369	Special Area Administration Services	2330									0
370	Claims Paid from Self Insurance Fund	2361									0
371	Risk Management and Claims Services Payments	2365			530,000						530,000
372	Total Support Services - General Administration	2300	0	0	530,000	0	0	0	0	0	530,000
373	Support Services - School Administration	2400									
374	Office of the Principal Services	2410									0
375	Other Support Services - School Administration (Describe & Itemize)	2490									0
376	Total Support Services - School Administration	2400	0	0	0	0	0	0	0	0	0
377	Support Services - Business	2500									
378	Direction of Business Support Services	2510									0
379	Fiscal Services	2520									0
380	Operation & Maintenance of Plant Services	2540									0
381	Pupil Transportation Services	2550									0
382	Food Services	2560									0
383	Internal Services	2570									0
384	Total Support Services - Business	2500	0	0	0	0	0	0	0	0	0
385	Support Services - Central	2600									
386	Direction of Central Support Services	2610									0
387	Planning, Research, Development & Evaluation Services	2620									0
388	Information Services	2630									0

1	A	B	C	D	E	F	G	H	I	J	K
2	Description: Enter Whole Numbers Only	Func #	(100) Salaries	(200) Employee Benefits	(300) Purchased Services	(400) Supplies & Materials	(500) Capital Outlay	(600) Other Objects	(700) Non-Capitalized Equipment	(800) Termination Benefits	(900) Total
389	Staff Services	2640									0
390	Data Processing Services	2660									0
391	Total Support Services - Central	2600	0	0	0	0	0	0	0	0	0
392	Other Support Services (Describe & Itemize)	2900									0
393	Total Support Services	2000	0	0	530,000	0	0	0	0	0	530,000
394	COMMUNITY SERVICES (TF)	3000									0
395	PAYMENTS TO OTHER DIST & GOVT UNITS (TF)	4000									
396	Payments to Other Dist & Govt Units (In-State)	4100									
397	Payments for Regular Programs	4110									0
398	Payments for Special Education Programs	4120									0
399	Payments for Adult/Continuing Education Programs	4130									0
400	Payments for CTE Programs	4140									0
401	Payments for Community College Programs	4170									0
402	Other Payments to In-State Govt Units (Describe & Itemize)	4190									0
403	Total Payments to Other Dist & Govt Units (In-State)	4100			0			0			0
404	Payments for Regular Programs - Tuition	4210									0
405	Payments for Special Education Programs - Tuition	4220									0
406	Payments for Adult/Continuing Education Programs - Tuition	4230									0
407	Payments for CTE Programs - Tuition	4240									0
408	Payments for Community College Programs - Tuition	4270									0
409	Payments for Other Programs - Tuition	4280									0
410	Other Payments to In-State Govt Units (Describe & Itemize)	4290									0
411	Total Payments to Other Dist & Govt Units - Tuition (In State)	4200						0			0
412	Payments for Regular Programs - Transfers	4310									0
413	Payments for Special Education Programs - Transfers	4320									0
414	Payments for Adult/Continuing Ed Programs - Transfers	4330									0
415	Payments for CTE Programs - Transfers	4340									0
416	Payments for Community College Program - Transfers	4370									0
417	Payments for Other Programs - Transfers	4380									0
418	Other Payments to In-State Govt Units - Transfers (Describe & Itemize)	4390									0
419	Total Payments to Other Dist & Govt Units-Transfers (In State)	4300			0			0			0
420	Payments to Other Dist & Govt Units (Out of State)	4400									0
421	Total Payments to Other Dist & Govt Units	4000			0			0			0
422	DEBT SERVICE (TF)	5000									
423	Debt Service - Interest on Short-Term Debt										
424	Tax Anticipation Warrants	5110									0
425	Corporate Personal Property Replacement Tax Anticipation Notes	5130									0
426	Other Interest or Short-Term Debt (Describe & Itemize)	5150									0
427	Total Debt Service	5000						0			0
428	PROVISION FOR CONTINGENCIES (TF)	6000									0
429	Total Direct Disbursements/Expenditures		0	0	530,000	0	0	0	0	0	530,000
430	Excess (Deficiency) of Receipts/Revenues Over Disbursements/Expenditures										36,170
432	90 - FIRE PREVENTION & SAFETY FUND (FP&S)										
433	SUPPORT SERVICES (FP&S)	2000									
434	Support Services - Business	2500									
435	Facilities Acquisition & Construction Services	2530									0
436	Operation & Maintenance of Plant Service	2540			60,000		318,000				378,000
437	Total Support Services - Business	2500	0	0	60,000	0	318,000	0	0		378,000
438	Other Support Services (Describe & Itemize)	2900									0
439	Total Support Services	2000	0	0	60,000	0	318,000	0	0		378,000
440	PAYMENTS TO OTHER DISTRICTS & GOVT UNITS (FP&S)	4000									
441	Payments to Regular Programs	4110									0
442	Payments to Special Education Programs	4120									0
443	Other Payments to In-State Govt Units (Describe & Itemize)	4190									0
444	Total Payments to Other Districts & Govt Units (FPS)	4000						0			0
445	DEBT SERVICE (FP&S)	5000									
446	Debt Service - Interest on Short-Term Debt	5100									

ESTIMATED DISBURSEMENTS/EXPENDITURES

1	A	B	C	D	E	F	G	H	I	J	K
2	Description: Enter Whole Numbers Only	Funct #	(100) Salaries	(200) Employee Benefits	(300) Purchased Services	(400) Supplies & Materials	(500) Capital Outlay	(600) Other Objects	(700) Non-Capitalized Equipment	(800) Termination Benefits	(900) Total
447	Tax Anticipation Warrants	5110									0
448	Other Interest on Short-Term Debt <i>(Describe & Itemize)</i>	5150									0
449	Total Debt Service - Interest on Short-Term Debt	5100						0			0
450	Debt Service - Interest on Long-Term Debt	5200									0
451	Debt Service - Payments of Principal on Long-Term Debt ¹⁵ (Lease/Purchase Principal Retired)	5300									0
452	Total Debt Service	5000						0			0
453	PROVISIONS FOR CONTINGENCIES (FP&S)	6000									0
454	Total Direct Disbursements/Expenditures		0	0	60,000	0	318,000	0	0		378,000
455	Excess (Deficiency) of Receipts/Revenues Over Disbursements/Expenditures										13,164

This page is provided for detailed itemizations as requested within the body of the Report.

- 1.
- 2.
- 3.
- 4.

	A	B	C	D	E	F
1	DEFICIT BUDGET SUMMARY INFORMATION - Operating Funds Only (School Districts Only)					
2	Description	EDUCATIONAL FUND (10)	OPERATIONS & MAINTENANCE FUND (20)	TRANSPORTATION FUND (40)	WORKING CASH FUND (70)	TOTAL
3	Direct Revenues	35,198,371	4,283,962	1,654,594	172,175	41,309,102
4	Direct Expenditures	35,822,830	4,208,485	1,810,200		41,841,515
5	Difference	(624,459)	75,477	(155,606)	172,175	(532,413)
6	Estimated Fund Balance - June 30, 2021	26,895,312	2,602,058	1,581,469	2,432,261	33,511,100
7	Unbalanced budget, however, a deficit reduction plan is not required at this time.					
8	A deficit reduction plan is required if the local board of education adopts (or amends) the 2020-21 school district budget in which the "operating funds" listed above result in direct revenues (line 9) being less than direct expenditures (line 19) by an amount equal to or greater than one-third (1/3) of the ending fund balance (line 81).					
10	Note: The balance is determined using only the four funds listed above. That is, if the estimated ending fund balance is less than three times the deficit spending, the district must adopt and file with ISBE a deficit reduction plan to balance the shortfall within three years.					
12	The School Code, Section 17-1 (105 ILCS 5/17-1) - If the 2019-2020 Annual Financial Report (AFR) reflects a deficit as defined above (page 36), then the school district shall adopt and submit a deficit reduction plan (found here on page 20-24) to ISBE within 30 days after acceptance of the AFR.					
13	The deficit reduction plan, if required, is developed using ISBE guidelines and format.					

ILLINOIS STATE BOARD OF EDUCATION
School Business Services Division

	A	B	C	D	E	F	G					
1	*School Districts Only		DEFICIT REDUCTION PLAN									
2								ESTIMATED BUDGET				
3	01-069-1170-2200											
4	<i>District Number</i>											
5	Jacksonville School District 117											
6	<i>District Name</i>		Educational Fund	Operations & Maintenance Fund	Transportation Fund	Working Cash Fund	Total					
7	ESTIMATED BEGINNING FUND BALANCE <i>(must equal prior Ending Fund Balance)</i>		27,519,771	1,926,581	1,737,075	2,260,086	33,443,513					
8	RECEIPTS/REVENUES	Acct #										
9	LOCAL SOURCES	1000	18,234,099	3,189,687	957,360	172,175	22,553,321					
10	FLOW-THROUGH RECEIPTS/REVENUES FROM ONE DISTRICT TO ANOTHER DISTRICT	2000	0	0	0		0					
11	STATE SOURCES	3000	12,275,434	1,094,275	697,234	0	14,066,943					
12	FEDERAL SOURCES	4000	4,688,838	0	0	0	4,688,838					
13	Total Receipts/Revenues		35,198,371	4,283,962	1,654,594	172,175	41,309,102					
14	DISBURSEMENTS/EXPENDITURES	Funct #										
15	INSTRUCTION	1000	22,334,147				22,334,147					
16	SUPPORT SERVICES	2000	10,770,133	4,208,485	1,810,200		16,788,818					
17	COMMUNITY SERVICES	3000	881,979	0	0		881,979					
18	PAYMENTS TO OTHER DISTRICTS & GOVT. UNITS	4000	1,836,571	0	0		1,836,571					
19	DEBT SERVICES	5000	0	0	0		0					
20	PROVISION FOR CONTINGENCIES	6000	0	0	0		0					
21	Total Disbursements/Expenditures		35,822,830	4,208,485	1,810,200		41,841,515					
22	Excess of Receipts/Revenue Over/(Under) Disbursements/Expenditures		(624,459)	75,477	(155,606)	172,175	(532,413)					
23	OTHER SOURCES/USES OF FUNDS											
24	OTHER SOURCES OF FUNDS (7000)		0	600,000	0	0	600,000					
25	OTHER USES OF FUNDS (8000)		0	0	0	0	0					
26	TOTAL OTHER SOURCES/USES OF FUNDS		0	600,000	0	0	600,000					
27	ESTIMATED ENDING FUND BALANCE		26,895,312	2,602,058	1,581,469	2,432,261	33,511,100					

ILLINOIS STATE BOARD OF EDUCATION
School Business Services Division

	A	B	H	I	J	K	L
1	*School Districts Only		ESTIMATED BUDGET FY2021-2022				
2							
3	01-069-1170-2200						
4	<i>District Number</i>						
5	Jacksonville School District 117						
6	<i>District Name</i>		Educational Fund	Operations & Maintenance Fund	Transportation Fund	Working Cash Fund	Total
7	ESTIMATED BEGINNING FUND BALANCE (must equal prior Ending Fund Balance)		26,895,312	2,602,058	1,581,469	2,432,261	33,511,100
8	RECEIPTS/REVENUES	Acct #					
9	LOCAL SOURCES	1000					0
10	FLOW-THROUGH RECEIPTS/REVENUES FROM ONE DISTRICT TO ANOTHER DISTRICT	2000					0
11	STATE SOURCES	3000					0
12	FEDERAL SOURCES	4000					0
13	Total Receipts/Revenues		0	0	0	0	0
14	DISBURSEMENTS/EXPENDITURES	Funct #					
15	INSTRUCTION	1000					0
16	SUPPORT SERVICES	2000					0
17	COMMUNITY SERVICES	3000					0
18	PAYMENTS TO OTHER DISTRICTS & GOVT. UNITS	4000					0
19	DEBT SERVICES	5000					0
20	PROVISION FOR CONTINGENCIES	6000					0
21	Total Disbursements/Expenditures		0	0	0		0
22	Excess of Receipts/Revenue Over/(Under) Disbursements/Expenditures		0	0	0	0	0
23	OTHER SOURCES/USES OF FUNDS						
24	OTHER SOURCES OF FUNDS (7000)						0
25	OTHER USES OF FUNDS (8000)						0
26	TOTAL OTHER SOURCES/USES OF FUNDS		0	0	0	0	0
27	ESTIMATED ENDING FUND BALANCE		26,895,312	2,602,058	1,581,469	2,432,261	33,511,100

ILLINOIS STATE BOARD OF EDUCATION
School Business Services Division

	A	B	M	N	O	P	Q
1	*School Districts Only		ESTIMATED BUDGET FY2022-2023				
2							
3	01-069-1170-2200						
4	<i>District Number</i>						
5	Jacksonville School District 117						
6	<i>District Name</i>		Educational Fund	Operations & Maintenance Fund	Transportation Fund	Working Cash Fund	Total
7	ESTIMATED BEGINNING FUND BALANCE (must equal prior Ending Fund Balance)		26,895,312	2,602,058	1,581,469	2,432,261	33,511,100
8	RECEIPTS/REVENUES	Acct #					
9	LOCAL SOURCES	1000					0
10	FLOW-THROUGH RECEIPTS/REVENUES FROM ONE DISTRICT TO ANOTHER DISTRICT	2000					0
11	STATE SOURCES	3000					0
12	FEDERAL SOURCES	4000					0
13	Total Receipts/Revenues		0	0	0	0	0
14	DISBURSEMENTS/EXPENDITURES	Funct #					
15	INSTRUCTION	1000					0
16	SUPPORT SERVICES	2000					0
17	COMMUNITY SERVICES	3000					0
18	PAYMENTS TO OTHER DISTRICTS & GOVT. UNITS	4000					0
19	DEBT SERVICES	5000					0
20	PROVISION FOR CONTINGENCIES	6000					0
21	Total Disbursements/Expenditures		0	0	0		0
22	Excess of Receipts/Revenue Over/(Under) Disbursements/Expenditures		0	0	0	0	0
23	OTHER SOURCES/USES OF FUNDS						
24	OTHER SOURCES OF FUNDS (7000)						0
25	OTHER USES OF FUNDS (8000)						0
26	TOTAL OTHER SOURCES/USES OF FUNDS		0	0	0	0	0
27	ESTIMATED ENDING FUND BALANCE		26,895,312	2,602,058	1,581,469	2,432,261	33,511,100

ILLINOIS STATE BOARD OF EDUCATION
School Business Services Division

	A	B	R	S	T	U	V
1	*School Districts Only		ESTIMATED BUDGET FY2023-2024				
2							
3	01-069-1170-2200						
4	<i>District Number</i>						
5	Jacksonville School District 117						
6	<i>District Name</i>		Educational Fund	Operations & Maintenance Fund	Transportation Fund	Working Cash Fund	Total
7	ESTIMATED BEGINNING FUND BALANCE (must equal prior Ending Fund Balance)		26,895,312	2,602,058	1,581,469	2,432,261	33,511,100
8	RECEIPTS/REVENUES	Acct #					
9	LOCAL SOURCES	1000					0
10	FLOW-THROUGH RECEIPTS/REVENUES FROM ONE DISTRICT TO ANOTHER DISTRICT	2000					0
11	STATE SOURCES	3000					0
12	FEDERAL SOURCES	4000					0
13	Total Receipts/Revenues		0	0	0	0	0
14	DISBURSEMENTS/EXPENDITURES	Funct #					
15	INSTRUCTION	1000					0
16	SUPPORT SERVICES	2000					0
17	COMMUNITY SERVICES	3000					0
18	PAYMENTS TO OTHER DISTRICTS & GOVT. UNITS	4000					0
19	DEBT SERVICES	5000					0
20	PROVISION FOR CONTINGENCIES	6000					0
21	Total Disbursements/Expenditures		0	0	0		0
22	Excess of Receipts/Revenue Over/(Under) Disbursements/Expenditures		0	0	0	0	0
23	OTHER SOURCES/USES OF FUNDS						
24	OTHER SOURCES OF FUNDS (7000)						0
25	OTHER USES OF FUNDS (8000)						0
26	TOTAL OTHER SOURCES/USES OF FUNDS		0	0	0	0	0
27	ESTIMATED ENDING FUND BALANCE		26,895,312	2,602,058	1,581,469	2,432,261	33,511,100

ILLINOIS STATE BOARD OF EDUCATION
School Business Services Division

	A	B	W	X	Y	Z
1	*School Districts Only		SUMMARY BUDGET ADDENDUM - DEFICIT REDUCTION PLAN ESTIMATED BUDGET Date of Adoption: _____ (Enter as MM/DD/YY)			
2						
3	01-069-1170-2200					
4	District Number					
5	Jacksonville School District 117					
6	District Name		FY2020-2021	FY2021-2022	FY2022-2023	FY2023-2024
7	ESTIMATED BEGINNING FUND BALANCE <i>(must equal prior Ending Fund Balance)</i>		33,443,513	33,511,100	33,511,100	33,511,100
8	RECEIPTS/REVENUES	Acct #				
9	LOCAL SOURCES	1000	22,553,321	0	0	0
10	FLOW-THROUGH RECEIPTS/REVENUES FROM ONE DISTRICT TO ANOTHER DISTRICT	2000	0	0	0	0
11	STATE SOURCES	3000	14,066,943	0	0	0
12	FEDERAL SOURCES	4000	4,688,838	0	0	0
13	Total Receipts/Revenues		41,309,102	0	0	0
14	DISBURSEMENTS/EXPENDITURES	Funct #				
15	INSTRUCTION	1000	22,334,147	0	0	0
16	SUPPORT SERVICES	2000	16,788,818	0	0	0
17	COMMUNITY SERVICES	3000	881,979	0	0	0
18	PAYMENTS TO OTHER DISTRICTS & GOVT. UNITS	4000	1,836,571	0	0	0
19	DEBT SERVICES	5000	0	0	0	0
20	PROVISION FOR CONTINGENCIES	6000	0	0	0	0
21	Total Disbursements/Expenditures		41,841,515	0	0	0
22	Excess of Receipts/Revenue Over/(Under) Disbursements/Expenditures		(532,413)	0	0	0
23	OTHER SOURCES/USES OF FUNDS					
24	OTHER SOURCES OF FUNDS (7000)		600,000	0	0	0
25	OTHER USES OF FUNDS (8000)		0	0	0	0
26	TOTAL OTHER SOURCES/USES OF FUNDS		600,000	0	0	0
27	ESTIMATED ENDING FUND BALANCE		33,511,100	33,511,100	33,511,100	33,511,100

Deficit Reduction Plan-Background/Assumptions (School Districts Only)
Fiscal Year 2020-2021 through Fiscal Year 2023-2024

Jacksonville School District 117 01-069-1170-2200

Please complete the following schedule and include a brief description to identify any areas of the budget that will be impacted from one year to the next. If the deficit reduction plan relies upon new local revenues, identify contingencies for further budget reductions which will be enacted in the event those new revenues are not available.

1. Background and Narrative of Budget Reductions:

2. Assumptions Used in the Deficit Reduction Plan:

- **EBF and Estimated New Tier Funding:**

- **Equal Assessed Valuation and Tax Rates:**

- **Employee Salaries and Benefits:**

- **Short and Long Term Borrowing:**

- **Educational Impact:**

- Other Assumptions:

- Has the district considered shared services or outsourcing (Ex: Transportation, Insurance) If yes please explain:

ESTIMATED LIMITATION OF ADMINISTRATIVE COSTS (School Districts Only)

(For Local Use Only)

This is an estimated Limitation of Administrative Costs Worksheet only and will not be accepted for Official Submission of the Limitation of Administrative Costs Worksheet.

The worksheet is intended for use during the budgeting process to estimate the district's percent increase of FY2021 budgeted expenditures over FY2020 actual expenditures. Budget information is copied to this page. Insert the prior year estimated actual expenditures to compute the estimated percentage increase (decrease).

The official Limitation of Administrative Costs Worksheet is attached to the end of the Annual Financial Report (ISBE Form 50-35) and may be submitted in conjunction with that report. An official Limitation of Administrative Costs Worksheet can also be found on the ISBE website at: [Limitation of Administrative Costs](#)

ESTIMATED LIMITATION OF ADMINISTRATIVE COSTS WORKSHEET

(Section 17-1.5 of the School Code)

School District Name: Jacksonville School District 117

RCDT Number: 01-069-1170-2200

Description	Funct. No.	Estimated Actual Expenditures, Fiscal Year 2020				Budgeted Expenditures, Fiscal Year 2021			
		(10) Educational Fund	(20) Operations & Maintenance Fund	(80) Tort Fund *	Total	(10) Educational Fund	(20) Operations & Maintenance Fund	(80) Tort Fund	Total
1. Executive Administration Services	2320	280,186		0	280,186	245,200		0	245,200
2. Special Area Administration Services	2330	383,554		0	383,554	414,234		0	414,234
3. Other Support Services - School Administration	2490	65,578		0	65,578	0		0	0
4. Direction of Business Support Services	2510	119,162		0	119,162	121,255	0	0	121,255
5. Internal Services	2570	4,099		0	4,099	7,200		0	7,200
6. Direction of Central Support Services	2610	131,830		0	131,830	137,850		0	137,850
7. Deduct - Early Retirement or other pension obligations required by state law and included above.					0				0
8. Totals		984,409	0	0	984,409	925,739	0	0	925,739
9. Estimated Percent Increase (Decrease) for FY2021 (Budgeted) over FY2020 (Actual)									-6%

* For FY 2020 Tort Fund Expenditures, first complete the Estimated Limitation of Administrative Costs - Crosswalk of FY 2020 Tort Fund Expenditures, located below on lines 43-70

Estimated Limitation of Administrative Costs - Crosswalk of FY 2020 Tort Fund Expenditures

The 23 Illinois Administrative Code, Part 100 Requirements for Accounting, Budgeting, Financial Reporting and Auditing, was amended effective with the beginning of FY 2021.

To assist districts with the crosswalk of its Limitation of Administrative Costs Worksheet (LAC) within the school district's FY 2021 budget, please complete the crosswalk of FY 2020 Tort Fund expenditures that would have been reflected within one of the Limitation of Administrative Costs functions if the amended rules were effective beginning with FY 2020.

If a school district has FY 2020 Tort Fund expenditures, a Limitation of Administrative Costs – Tort Fund Crosswalk must be completed and must be submitted in conjunction with the FY 2021 Limitation of Administrative Costs Worksheet.

School District Name: Jacksonville School District 117

RCDT Number: 01-069-1170-2200

How Expenditures would have been reported had FY 2021 Amended Rules been implemented for FY 2020

FY 2020 Tort Fund Expenditures	FY 2020 Function	FY 2020 Total Expenditure	How Expenditures would have been reported had FY 2021 Amended Rules been implemented for FY 2020							Total (Must agree with Expenditures in column E)
			Function 2320	Function 2330	Function 2490	Function 2510	Function 2570	Function 2610	Other Function Outside of the LAC Functions	
Claims Paid from Self Insurance Fund	2361									0
Workers' Compensation or Worker's Occupation Disease Acts Pymts	2362	315,698							315,698	315,698
Unemployment Insurance Payments	2363	11,668							11,668	11,668
Insurance Payments (Regular or Self-Insurance)	2364	152,315							152,315	152,315
Risk Management and Claims Services Payments	2365									0
Judgment and Settlements	2366									0
Educational, Inspectional, Supervisory Services Related to Loss Prevention or Reduction	2367									0
Reciprocal Insurance Payments	2368									0
Legal Services	2369									0
Property Insurance (Buildings & Grounds)	2371									0
Vehicle Insurance (Transportation)	2372									0
Totals		479,681	0	0	0	0	0	0	479,681	479,681

Please email finance1@isbe.net or call 217-785-8779 with any questions.

REPORTING OF PUBLIC VENDOR CONTRACTS OF \$1,000 OR MORE (School Districts Only)

In accordance with the School Code, Section 10-20.21, all school districts are required to file a report listing 'vendor contracts' as an attachment to their budget. In this context, the term "vendor contracts" refers to "all contracts and agreements that pertain to goods and services that were intended to generate additional revenue and other remunerations for the school district in excess of \$1,000, including without limitation vending machine contracts, sports and other attire, class rings, and photographic services. The report is to list information regarding such contracts for the fiscal year immediately preceding the fiscal year of the budget. All such contracts executed on or after July 1, 2007 must be approved by the school board.

See: School Code, Section 10-20.21 - Contracts

(Sheet is unprotected and can be re-formatted as needed, but must be used for submission)

Name of Vendor	Product or Service Provided	Net Revenue	Non-Monetary Remuneration	Purpose of Proceeds	Distribution Method and Recipient of Non-Monetary Remunerations Distributed
Springfield Pepsi	Soft Drink	2,790		Special Projects	

Reference Description

- 1 Each fund balance should correspond to the fund balance reflected on the books as of June 30th - Balance Sheet Accounts #720 and #730 (audit figures, if available).
- 2 Accounting and Financial Reporting for Certain Grants and Other Financial Assistance. The "On-Behalf" Payments should only be reflected on this page (Budget Summary, Lines 10 and 20).
- 3 Requires the secretary of the school board to notify the county clerk (within 30 days of the transfer approval) to abate an equal amount of taxes to be next extended. See Sec. 10-22.14 & 17-2.11.
- 3^a Requires notification to the county clerk to abate an equal amount from taxes next extended. See section 10-22.14
- 4 Principal on Bonds Sold:
 - (1) Funding Bonds are to be entered in the fund or funds in which the liability occurs.
 - (2) Refunding Bonds can be entered in the Debt Services Fund only.
 - (3) Building Bonds can be entered in the Capital Projects Fund only.
 - (4) Fire Prevention and Safety Bonds can be entered in the Fire Prevention & Safety Fund only.
- 5

The proceeds from the sale of school sites, buildings, or other real estate shall be used first to pay the principal and interest on any outstanding bonds on the property being sold, and after all such bonds have been retired, the remaining proceeds from the sale next shall be used by the school board to meet any urgent district needs as determined under Sections 2-3.12 and 17-2.11 of the School Code. Once these issues have been addressed, any remaining proceeds may be used for any other authorized purpose and for deposit into any district fund.
- 6 The School Code, Section 10-22.44 prohibits the transfer of interest earned on the investment of "any funds for purposes of Illinois Municipal Retirement under the Pension Code." This prohibition does not include funds for Social Security and Medicare-only purposes. For additional requirements on interest earnings, see 23 Illinois Administrative Code, Part 100, Section 100.50.
- 7 Cash plus investments must be greater than or equal to zero.
- 8 For cash basis budgets, this total will equal the Budget Summary - Total Direct Receipts/Revenues (Line 9) plus Total Other Sources of Funds (Line 46).
- 9 For cash basis budgets, this total will equal the Budget Summary - Total Direct Disbursements/Expenditures (Line 19) plus Total Other Uses of Funds (Line 79).
- 10 Working Cash Fund loans may be made to any district fund for which taxes are levied (Section 20-5 of the School Code).
- 11 Include revenue accounts 1110 through 1115, 1117, 1118 & 1120.
- 12 The School Code Section 17-2.2c. Tax for leasing educational facilities or computer technology or both, and for temporary relocation expense purposes.
- 13 Corporate personal property replacement tax revenue must be first applied to the Municipal Retirement/Social Security Fund to replace tax revenue lost due to the abolition of the corporate personal property tax (30 ILCS 115/12). This provision does not apply to taxes levied for Medicare-Only purposes.
- 14 Only tuition payments made to private facilities. See Functions 4200 or 4400 for estimated public facility disbursements/expenditures.
- 15 Payment towards the retirement of lease/purchase agreements or bonded/other indebtedness (principal only) otherwise reported within the fund - e.g.: alternate revenue bonds. (Describe & Itemize)
- 16 Only abolishment of Working Cash Fund must transfer its funds directly to the Educational Fund upon adoption of a resolution and at the close of the current school Year (see 105 ILCS 5/20-8 for further explanation)
Only abatement of working cash fund can transfer its funds to any fund in most need of money (see 105 ILCS 5/20-10 for further explanation)

CHECK FOR ERRORS	
This worksheet checks various cells to assure that selected items are in balance. Out-of-balance conditions are accompanied by an error message. Errors must be corrected before the budget is finalized and submitted to ISBE.	
Budget Item References	Message
Is Deficit Reduction Plan Required? (Joint Agreements do not complete a deficit reduction plan.)	Deficit reduction plan is not required.
If required, is Deficit Reduction Plan Completed (Page: DefReductPlan 23-27)?	
1. Cover Page - "School District or Joint Agreement" and "CASH or ACCRUAL"	
Check School District or Joint Agreement.	School District
Check one type of Accounting Basis used on the Cover sheet.	CASH
2. Budget Summary: Other Sources (Page BudgetSum 2-3 - Acct 7000), must equal Other Uses (BudgetSum 2-3 - Acct. 8000).	
Estimated Beginning Fund Balance July,1 2020 for all Funds (Cells C3 - K3) (Line must have a number or zero. Do not leave blank.)	OK
Estimated Activity Fund Beginning Fund Balance July,1 2020 (Cell C83) (Cell must have a number or zero. Do not leave blank.)	OK
Transfer Among Funds (Funds 10, 20, 40 - Acct 7130 - Cells C29, D29, F29), must equal (Funds 10, 20 & 40 - Acct 8130 - Cells C52, D52, F52).	OK
Transfer of Interest (Funds 10 thru 90 - Acct 7140 - Cells C30:K30), must equal (Funds 10 thru 60, & 80 - Acct 8140 - Cells C53:H53, J53).	OK
Transfer to Debt Service to Pay Principal on Capital Leases (Fund 30 - Acct 7400 - Cell E39) must equal (Funds 10, 20 & 60 - Acct 8400 Cells C57:H60).	OK
Transfer to Debt Service to Pay Interest on Capital Leases (Fund 30 - Acct 7500 - Cell E40) must equal (Funds 10, 20 & 60 - Acct 8500 - Cells C61:H64).	OK
Transfer to Debt Service Fund to Pay Principal on Revenue Bonds (Fund 30 - Acct 7600 - Cell E41) must equal (Funds 10 & 20 - Acct 8600 - Cells C65:D68).	OK
Transfer to Debt Service to Pay Interest on Revenue Bonds (Fund 30 - Acct 7700 - Cell E42) must equal (Funds 10 & 20 - Acct 8700 - Cells C69:D72).	OK
Transfer to Capital Projects Fund (Fund 60 - Acct 7800 - Cell H43) must equal (Fund 10 & 20, Acct 8800 - Cells C73:D76).	OK
3. Summary of Cash Transactions: Beginning Cash Balance on Hand July 1, 2020, (CashSum 4, All Funds), cannot be negative.	
Educational (Fund 10 - Cell C3)	OK
Operations & Maintenance (Fund 20 - Cell D3)	OK
Debt Service (Fund 30 - Cell E3)	OK
Transportation (Fund 40 - Cell F3)	OK
Municipal Retirement/Social Security (Fund 50 - Cell G3)	OK
Capital Projects (Fund 60 - Cell H3)	OK
Working Cash (Fund 70 - Cell I3)	OK
Tort (Fund 80 - Cell J3)	OK
Fire Prevention & Safety (Fund 90 - Cell K3)	OK
Activity Funds (Cell C23)	OK
4. Summary of Cash Transactions: Ending Cash Balance on Hand June 30, 2021, (Page CashSum 4 - All Funds), cannot be negative.	
Educational (Fund 10 - Cell C21)	OK
Operations & Maintenance (Fund 20 - Cell D21)	OK
Debt Service (Fund 30 - Cell E21)	OK
Transportation (Fund 40 - F21)	OK
Municipal Retirement/Social Security (Fund 50 - Cell G21)	OK
Capital Projects (Fund 60 - H21)	OK
Working Cash (Fund 70 - Cell I21)	OK
Tort (Fund 80 - Cell J21)	OK
Fire Prevention & Safety (Fund 90 - Cell K21)	OK
5. Summary of Cash Transactions: Other Receipts, (Page CashSum 4), must equal Other Disbursements, (Page CashSum 4).	
Interfund Loans Payable (Funds 10:60, 80, 90 - Acct 411 - Cells C6:H6, J6:K6) must equal Interfund Loans Receivable (Funds 10:20, 40, 70 - Acct 141 - Cells C15:D15, F15, I15)	OK
Interfund Loans Receivable (Funds 10, 20, 40 & 70 - Acct 141 - Cells C7:D7, F7, I7) must equal Interfund Loans Payable (Funds 10:60, 80, 90 - Acct 411 - Cells C16:H16, J16, K16).	OK

End of Balancing